

Shareholding Pattern under Regulation 31 of SEBI (Listing Obligations and Disclosure Requirements) Regulations, 2015

1	Name of Listed Entity: Bombay Rayon Fashions Limited
2	Scrip Code/Name of Scrip/Class of Security: 532678
3	Share Holding Pattern Filed under: Reg. 31(1)(a)/Reg. 31(1)(b)/Reg.31(1)(c)
a.	If under 31(1)(b) then indicate the report for Quarter ending
b.	If under 31(1)(c) then indicate date of allotment/extinguishment
4	Declaration: The Listed entity is required to submit the following declaration to the extent of submission of information:-


Particulars	Yes*	No*
1 Whether the Listed Entity has issued any partly paid up shares?		No
2 Whether the Listed Entity has issued any Convertible Securities or Warrants?		No
3 Whether the Listed Entity has any shares against which depository receipts are issued?		No
4 Whether the Listed Entity has any shares in locked-in?		No
5 Whether any shares held by promoters are pledge or otherwise encumbered?	Yes	

* If the Listed Entity selects the option 'No' for the questions above, the columns for the partly paid up shares, Outstanding Convertible Securities/Warrants, depository receipts, locked-in shares, No of shares pledged or otherwise encumbered by promoters, as applicable, shall not be displayed at the time of dissemination on the Stock Exchange website. Also wherever there is 'No' declared by Listed Entity in above table the values will be considered as 'Zero' by default on submission of the format of holding of specified securities.

GENERATED ON :09/01/2016

NSDL : 31/12/2015

CDSL :31/12/2015



Bombay Rayon Fashions Limited

Table I - Summary Statement holding of specified securities

Category	Category of shareholder	Number of shareholders	No. of fully paid up equity shares held	No. of Partly paid-up equity shares held	No. of shares underlying Depository Receipts	Total nos. shares held	Shareholding as a % of total no. of shares (calculated as per SCRR, 1957)	Number of Voting Rights held in each class of securities			No. of Shares Underlying Outstanding convertible securities (including percentage)	Shareholding, as a % assuming full conversion of convertible securities (as a percentage)	Number of Locked in shares		Number of Shares pledged or otherwise encumbered		Number of equity shares held in dematerialised form	
								No of Voting Rights					Total as a % of (A+B+C)	No. (a)	As a % of total Shares held(b)	No. (a)		As a % of total Shares held(b)
								Class: Equity	Class: y	Total								
(I)		(II)	(IV)	(V)	(VI)	(VII) = (IV)+(V)+(VI)	(VII) As a % of (A+B+C2)	(IX)			(X)	(VII)+(X) As a % of (A+B+C2)	(XII)	(XIII)		(XIV)		
(A)	Promoter & Promoter Group	18	123965092	0	0	123965092	92.0989	*31899812	0	31899812	23.6997	0	92.0989	0	0.0000	34720432	28.0082	123965092
(B)	Public	6319	10634908	0	0	10634908	7.9011	#10634274	0	10634274	7.9006	0	7.9011	0	0.0000	0	0.0000	10630604
(C)	Non Promoter - Non Public																	
(C1)	Shares Underlying DRs	0	0	0	0	0	0.0000	0	0	0	0.0000	0	0.0000	0	0.0000	0	0.0000	0
(C2)	Shares Held By Employee Trust	0	0	0	0	0	0.0000	0	0	0	0.0000	0	0.0000	0	0.0000	0	0.0000	0
	Total	6337	134600000	0	0	134600000	100.0000	134600000	0	42534086	31.6004	0	100.0000	0	0.0000	34720432	25.7952	134595696

*The Securities and Exchange Board of India vide its Order bearing No. WTM/PS/08/CFD/JUNE/2013 dated 4th June, 2013 under the Sections 11(1), 11(2)(j), 11(4) and 11(B) of the Securities and Exchange Board of India Act, 1992 read with Section 12A of the Securities Contracts (Regulation) Act, 1956, has ordered for freezing/restricting of Voting Rights of Promoter and Promoter Group entities of Bombay Rayon Fashions Limited on such number of shares which represents excess of three times of public shareholding.

Voting rights frozen of unclaimed shares by the Company

GENERATED ON :09/01/2016

NSDL : 31/12/2015

CDSL : 31/12/2015



Bombay Rayon Fashions Limited

Table II (I)(a) - Statement showing shareholding pattern of the Promoter and Promoter Group

Category	Category & Name of shareholders	PAN	Nos. of shareholders	No. of fully paid up equity shares held	No. of Partly paid-up equity shares held	No. of shares underlying Depository Receipts	Total nos. shares held	Shareholding as a % of total no. of shares (calculated as per SCRR, 1957)	Number of Voting Rights held in each class of securities			No. of Shares Underlying Outstanding convertible securities (including Warrants)	Shareholding, as a % assuming full conversion of convertible securities (as a percentage of diluted share capital)	Number of Locked in shares		Number of Shares pledged or otherwise encumbered		Number of equity shares held in dematerialised form	
									No of Voting Rights					Total as a % of (A+B+C)	No. (a)	As a % of total Shares held(b)	No. (a)		As a % of total Shares held(b)
									Class eg: X	Class eg: y	Total								
	(I)	(II)	(III)	(IV)	(V)	(VI)	(VII) = (IV)+(V)+(VI)	(VIII) As a % of (A+B+C)	(IX)			(X)	(XI) = (VII)+(X) As a % of (A+B+C)	(XII)		(XIII)		(XIV)	
1	Indian																		
	Individuals / Hindu Undivided Family																		
(a)	Family		3	17077538	0	0	17077538	12.6876	17077538	0	17077538	12.6876	0	0.0000	0	0.0000	10404718	60.9268	17077538
	Janardan Agarwal	ADFPAB150R	1	7576140	0	0	7576140	5.6286	7576140	0	7576140	5.6286	0	0.0000	0	0.0000	1019718	13.4596	7576140
	Prashant Agarwal	ADGPA2747K	1	6162994	0	0	6162994	4.5787	6162994	0	6162994	4.5787	0	0.0000	0	0.0000	6135000	99.5458	6162994
	Aman Agarwal	ADHPA6018J	1	3338404	0	0	3338404	2.4802	3338404	0	3338404	2.4802	0	0.0000	0	0.0000	3250000	97.3519	3338404
(b)	Central Government / State Governments)		0	0	0	0	0	0.0000	0	0	0	0.0000	0	0.0000	0	0.0000	0	0.0000	0
(c)	Financial Institutions / Banks		0	0	0	0	0	0.0000	0	0	0	0.0000	0	0.0000	0	0.0000	0	0.0000	0
(d)	Any Other (Specify)		13	55887154	0	0	55887154	41.5209	55887154	0	55887154	41.5209	0	0.0000	0	0.0000	0	0.0000	0
	Persons Acting In Concert		9	5148680	0	0	5148680	3.8252	5148680	0	5148680	3.8252	0	0.0000	0	0.0000	24815714	43.5086	55887154
	Vinika Agarwal	ADGPA9263Q	1	3815980	0	0	3815980	2.8351	3815980	0	3815980	2.8351	0	0.0000	0	0.0000	3800000	73.8053	5148680
	Bimladevi Agarwal	ADFPAB148R	1	413200	0	0	413200	0.3070	413200	0	413200	0.3070	0	0.0000	0	0.0000	3800000	99.5812	3815980
	Yedant Aman Agrawal	ALYPA7654B	1	320000	0	0	320000	0.2377	320000	0	320000	0.2377	0	0.0000	0	0.0000	0	0.0000	413200
	Payal Chaudhary	ADGPA2744L	1	179300	0	0	179300	0.1332	179300	0	179300	0.1332	0	0.0000	0	0.0000	0	0.0000	320000
	Janardan Biteshwarlal Agarwal	AACHJ3556Q	1	156000	0	0	156000	0.1159	156000	0	156000	0.1159	0	0.0000	0	0.0000	0	0.0000	156000
	Aayush Prashant Agrawal	AMCPA0684M	1	120000	0	0	120000	0.0892	120000	0	120000	0.0892	0	0.0000	0	0.0000	0	0.0000	120000
	Sushila Mukesh Agarwal	ACYPA2473M	2	100000	0	0	100000	0.0743	100000	0	100000	0.0743	0	0.0000	0	0.0000	0	0.0000	100000
	Priyanka Agarwal	ADIPA1659C	1	44200	0	0	44200	0.0328	44200	0	44200	0.0328	0	0.0000	0	0.0000	0	0.0000	44200
	Bodies Corporate		4	50738474	0	0	50738474	37.6957	50738474	0	50738474	37.6957	0	0.0000	0	0.0000	20515714	40.4342	50738474
	Ashwell Holding Company Private Limited	AUJCA3488L	1	28420000	0	0	28420000	21.1144	28420000	0	28420000	21.1144	0	0.0000	0	0.0000	0	0.0000	28420000
	Reynold Shirting Limited	AACRT055H	1	13215714	0	0	13215714	9.8185	13215714	0	13215714	9.8185	0	0.0000	0	0.0000	11415714	86.3799	13215714
	Bombay Rayon Clothing Ltd	AACIB6615W	1	6602760	0	0	6602760	4.9055	6602760	0	6602760	4.9055	0	0.0000	0	0.0000	6600000	99.9582	6602760
	B R Machine Tools Private Limited	AAAIBS836C	1	2500000	0	0	2500000	1.8574	2500000	0	2500000	1.8574	0	0.0000	0	0.0000	2500000	100.0000	2500000
	Sub Total (A)(1)		16	72964692	0	0	72964692	54.2085	72964692	0	72964692	54.2085	0	0.0000	0	0.0000	34720432	47.5853	72964692
2	Foreign																		
	Individuals (Non-Resident Individuals / Foreign Individuals)		0	0	0	0	0	0.0000	0	0	0	0.0000	0	0.0000	0	0.0000	0	0.0000	0
(a)	Government		0	0	0	0	0	0.0000	0	0	0	0.0000	0	0.0000	0	0.0000	0	0.0000	0
(b)	Institutions		0	0	0	0	0	0.0000	0	0	0	0.0000	0	0.0000	0	0.0000	0	0.0000	0
(c)	Foreign Portfolio Investor		0	0	0	0	0	0.0000	0	0	0	0.0000	0	0.0000	0	0.0000	0	0.0000	0
(d)	Any Other (Specify)		2	51000400	0	0	51000400	37.8903	51000400	0	51000400	37.8903	0	0.0000	0	0.0000	0	0.0000	51000400
(e)	Bodies Corporate		2	51000400	0	0	51000400	37.8903	51000400	0	51000400	37.8903	0	0.0000	0	0.0000	0	0.0000	51000400
	JAAA United B V	AAHCA6183E	2	51000400	0	0	51000400	37.8903	51000400	0	51000400	37.8903	0	0.0000	0	0.0000	0	0.0000	51000400
	Sub Total (A)(2)		2	51000400	0	0	51000400	37.8903	51000400	0	51000400	37.8903	0	0.0000	0	0.0000	0	0.0000	51000400
	Total Shareholding Of Promoter And Promoter Group (A) = (A)(1)+(A)(2)		18	123965092	0	0	123965092	92.0989	123965092	0	123965092	92.0989	0	0.0000	0	0.0000	34720432	28.0682	123965092

Details of Shares which remain unclaimed may be given hear along with details such as number of shareholders, outstanding shares held in demat/unclaimed suspense account, voting rights which are frozen etc.

Note:


(1) PAN would not be displayed on website of Stock Exchange(s)

(2) The term 'Encumbrance' has the same meaning as assigned under regulation 28(3) of SEBI (Substantial Acquisition of Shares and Takeovers) Regulations, 2011.

GENERATED ON :09/01/2016

NSDL : 31/12/2015

CDSL :31/12/2015



Bombay Rayon Fashions Limited

Table III - Statement showing shareholding pattern of the Public shareholder

Category	Category & Name of shareholders	PAN	Nos. of shareholders	No. of fully paid up equity shares held	No. of Partly paid-up equity shares held	No. of shares underlying Depository Receipts	Total nos. shares held	Shareholding as a % of total no. of shares (calculated as per SCRR, 1957)	Number of Voting Rights held in each class of securities			No. of Shares Underlying Outstanding convertible securities (including Warrants)	Shareholding, as a % assuming full conversion of convertible securities (as a percentage of diluted share capital)	Number of Locked in shares		Number of Shares pledged or otherwise encumbered		Number of equity shares held in dematerialised form	
									No. of Voting Rights					Total as a % of (A+B+C)	No. (a)	As a % of total shares held (b)	No. (a)		As a % of total shares held (b)
									Class eg: X	Class eg: y	Total								
	(i)	(ii)	(iii)	(iv)	(v)	(vi)	(vii) = (iv)+(v)+(vi)	(viii) As a % of (A+B+C2)	(ix)			(x)	(xi) = (vii)+(x) As a % of (A+B+C2)	(xii)	(xiii)	(xiv)			
1	Institutions																		
(a)	Mutual Fund		0	0	0	0	0	0.0000	0	0	0	0.0000	0	0.0000	0	0.0000	0	0.0000	
(b)	Venture Capital Funds		0	0	0	0	0	0.0000	0	0	0	0.0000	0	0.0000	0	0.0000	0	0.0000	
(c)	Alternate Investment Funds		0	0	0	0	0	0.0000	0	0	0	0.0000	0	0.0000	0	0.0000	0	0.0000	
(d)	Foreign Venture Capital Investors		0	0	0	0	0	0.0000	0	0	0	0.0000	0	0.0000	0	0.0000	0	0.0000	
(e)	Foreign Portfolio Investor		1	80000	0	0	80000	0.0594	80000	0	80000	0.0594	0	0.0000	0	0.0000	0	0.0000	
(f)	Financial Institutions / Banks		2	681873	0	0	681873	0.5066	681873	0	681873	0.5066	0	0.0000	0	0.0000	0	0.0000	
(g)	Insurance Companies		0	0	0	0	0	0.0000	0	0	0	0.0000	0	0.0000	0	0.0000	0	0.0000	
(h)	Provident Funds/ Pension Funds		0	0	0	0	0	0.0000	0	0	0	0.0000	0	0.0000	0	0.0000	0	0.0000	
(i)	Any Other (Specify)		2	927647	0	0	927647	0.6892	927647	0	927647	0.6892	0	0.0000	0	0.0000	0	0.0000	
	Foreign Institutional Investors		2	927647	0	0	927647	0.6892	927647	0	927647	0.6892	0	0.0000	0	0.0000	0	0.0000	
	Sub Total (B)(1)		5	1689520	0	0	1689520	1.2552	1689520	0	1689520	1.2552	0	0.0000	0	0.0000	0	0.0000	
	Central Government/ State Government(s)/ President of India																		
	Central Government / State Government(s)		1	10	0	0	10	0.0000	10	0	10	0.0000	0	0.0000	0	0.0000	0	0.0000	
	Sub Total (B)(2)		1	10	0	0	10	0.0000	10	0	10	0.0000	0	0.0000	0	0.0000	0	0.0000	
3	Non-institutions																		
(a)	Individuals																		
	i. Individual shareholders holding nominal share capital up to Rs. 2 lakhs.		5785	766128	0	0	766128	0.5692	765494	0	765494	0.5687	0	0.0000	0	0.0000	0	0.0000	
	ii. Individual shareholders holding nominal share capital in excess of Rs. 2 lakhs.		14	642186	0	0	642186	0.4771	642186	0	642186	0.4771	0	0.0000	0	0.0000	0	0.0000	
(b)	NBFCs registered with RBI		0	0	0	0	0	0.0000	0	0	0	0.0000	0	0.0000	0	0.0000	0	0.0000	
(c)	Employee Trusts		0	0	0	0	0	0.0000	0	0	0	0.0000	0	0.0000	0	0.0000	0	0.0000	
(d)	Overseas Depositories (holding DRs) (balancing figure)		0	0	0	0	0	0.0000	0	0	0	0.0000	0	0.0000	0	0.0000	0	0.0000	
(e)	Any Other (Specify)		514	7537064	0	0	7537064	5.5996	7537064	0	7537064	5.5996	0	0.0000	0	0.0000	0	0.0000	
	Hindu Undivided Family		177	32017	0	0	32017	0.0238	32017	0	32017	0.0238	0	0.0000	0	0.0000	0	0.0000	
	Non Resident Indians (Non Repat)		18	8665	0	0	8665	0.0064	8665	0	8665	0.0064	0	0.0000	0	0.0000	0	0.0000	
	Non Resident Indians (Repatriating) / Hindu Undivided Family		35	54491	0	0	54491	0.0405	54491	0	54491	0.0405	0	0.0000	0	0.0000	0	0.0000	
	Clearing Member		73	319293	0	0	319293	0.2372	319293	0	319293	0.2372	0	0.0000	0	0.0000	0	0.0000	
	Bodies Corporate		205	7122598	0	0	7122598	5.2917	7122598	0	7122598	5.2917	0	0.0000	0	0.0000	0	0.0000	
	Sub Total (B)(3)		6313	8945376	0	0	8945376	6.6459	8945376	0	8945376	6.6454	0	0.0000	0	0.0000	0	0.0000	
	Total Public Shareholding (B) = (B)(1)+(B)(2)+(B)(3)		6319	10634908	0	0	10634908	7.9011	10634274	0	10634274	7.9006	0	0.0000	0	0.0000	0	0.0000	

Details of the shareholders acting as persons in Concert including their Shareholding (No. and %):

Names	Holdings	%
VINITA AGARWAL	3815980	2.835052
SUSHILA MIKESH AGARWAL	17738	0.013179
SUSHILA MIKESH AGARWAL	82261	0.061115
PRIYANKA AGARWAL	44200	0.032838
VEDANT AMAN AGRAWAL	320000	0.237741
AAYUSH PRASHANT AGRAWAL	120000	0.089163
BIMLADEVI AGARWAL	413200	0.306984
PAVAL CHAUDHARY	179300	0.13321
JANARDHAN BISENHWARLAL AGARWAL	156000	0.115899

Details of Shares which remain unclaimed may be given here along with details such as number of shareholders, outstanding shares held in demat/unclaimed suspense account, voting rights which are frozen etc.


Note:

No. of Shareholders	Voting Right which are frozen
6	684

(1) PAN would not be displayed on website of Stock Exchange(s).

(2) The above format needs to be disclosed along with the name of following persons/institutions/Non Institutions holding more than 1% of total number of shares: Kindly refer Annexure - i

(3) W.r.t. the information pertaining to Depository Receipts, the same may be disclosed in the respective columns to the extent information available and the balance to be disclosed as held by custodian.



Bombay Rayon Fashions Limited
Table IV - Statement showing shareholding pattern of the Non Promoter- Non Public shareholder

Category	Category & Name of shareholders	PAN	Nos. of shareholders	No. of fully paid up equity shares held	No. of Partly paid-up equity shares held	No. of shares underlying Depository Receipts	Total nos. shares held	Shareholding as a % of total no. of shares (calculated as per SCRR, 1957)	Number of Voting Rights held in each class of securities			No. of Shares Underlying Outstanding convertible securities (Including Warrants)	Shareholding, as a % assuming full conversion of convertible securities (as a percentage of diluted share capital)	Number of Locked In shares		Number of Shares pledged or otherwise encumbered		Number of equity shares held in dematerialised form	
									No of Voting Rights					Total as a % of (A+B+C)	No. (a)	As a % of total Shares held(b)	No. (a)		As a % of total Shares held(b)
									Class eg: X	Class eg: y	Total								
	(I)	(II)	(III)	(IV)	(V)	(VI)	(VII) = (IV)+(V)+(VI)	(VIII) As a % of (A+B+C2)	(IX)			(X)	(XI) = (VII)+(X) As a % of (A+B+C2)	(XII)		(XIII)		(XIV)	
1	Custodian/DR Holder		0	0	0	0	0	0.0000	0	0	0	0.0000	0	0.0000	0	0.0000	0	0.0000	0
2	Employee Benefit Trust (under SEBI (Share based Employee Benefits) Regulations, 2014)		0	0	0	0	0	0.0000	0	0	0	0.0000	0	0.0000	0	0.0000	0	0.0000	0
	Total Non-Promoter- Non Public Shareholding (C) = (C1)+(C2)		0	0	0	0	0	0.0000	0	0	0	0.0000	0	0.0000	0	0.0000	0	0.0000	0

Note:

- (1) PAN would not be displayed on website of Stock Exchange(s).
 (2) The above format needs to disclose name of all holders holding more than 1% of total number of shares
 (3) W.r.t. the information pertaining to Depository Receipts, the same may be disclosed in the respective columns to the extent information available

GENERATED ON :09/01/2016

NSDL : 31/12/2015

CDSL : 31/12/2015

